

Scaled data based on original data using  
LM-79-08 Approved Method: Electrical and Photometric Measurements of Solid-  
State Lighting Products

Test Report Prepared for  
Cooper Lighting Solutions  
(formerly Eaton)

Brand: McGRAW-EDISON

Report Number: P947792

Luminaire Tested: **GALN-SB3A-750-U-5NQ**

Issue Date: 1/21/2025

**Test Information**

Test Method: LM-79-08  
Report Number: P947792  
TEST IS SCALED FROM IESNA LM-79-08 TEST DATA (G2-2411-289-18)  
Test Lab: INNOVATION CENTER  
Issue Date: 1/21/2025  
Manufacturer: COOPER LIGHTING SOLUTIONS (FORMERLY EATON)  
Product Line: McGRAW-EDISON  
Catalog Number: GALN-SB3A-750-U-5NQ  
Description: GALLEON AREA AND ROADWAY HIGH DENSITY LED LUMINAIRE  
(3) 70 CRI, 5000K, 350mA LIGHTSQUARES WITH 26 LEDS EACH AND TYPE V NARROW OPTICS  
Light Source: -  
Ballast/Driver: -

**Summary**

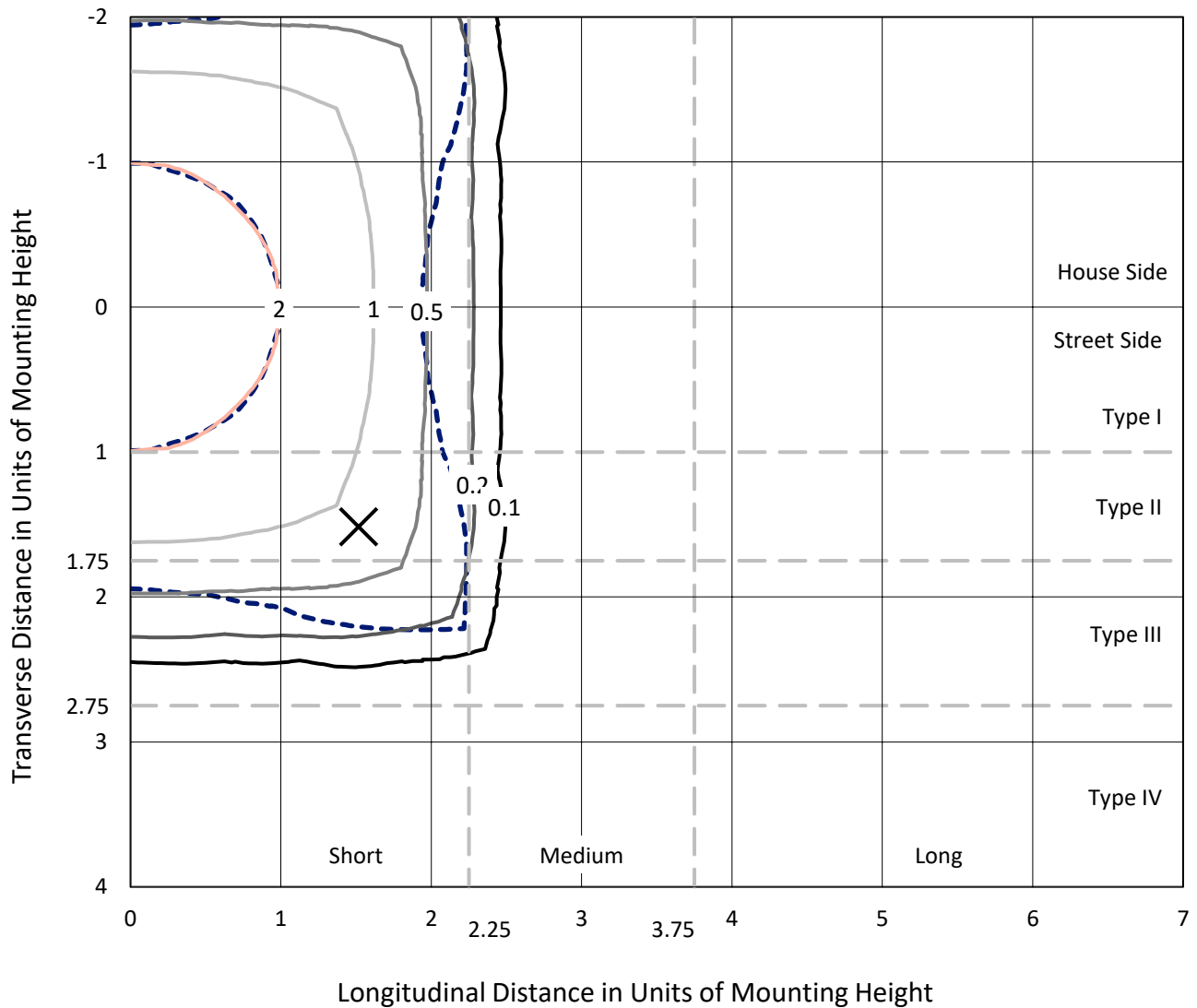
Lumens per Lamp: N/A  
Luminaire Lumens: 14921 lumens  
Efficiency: N/A  
Efficacy: 176.2 lumens/watt  
Luminous Opening: Rectangular (W 1' x L: 1' x H: 0')  
IES Classification: Type V - Short  
BUG Rating: B3 - U0 - G2  
  
Input Watts (W): 84.7  
Input Voltage (V): NR  
Input Current (Ain): NR  
Voltage Rise (V): NR  
Power Factor: NR  
Total Harmonic Distortion (THDi): NR  
Frequency (hertz): 60  
Stabilization Time: NR  
Operation Time: NR  
Ambient Temperature (°C): NR  
Test Distance: 24 FT



REPORT NUMBER: P947792  
 CATALOG NUMBER: GALN-SB3A-750-U-5NQ

### Iso-Footcandle Lines of Horizontal Illumination

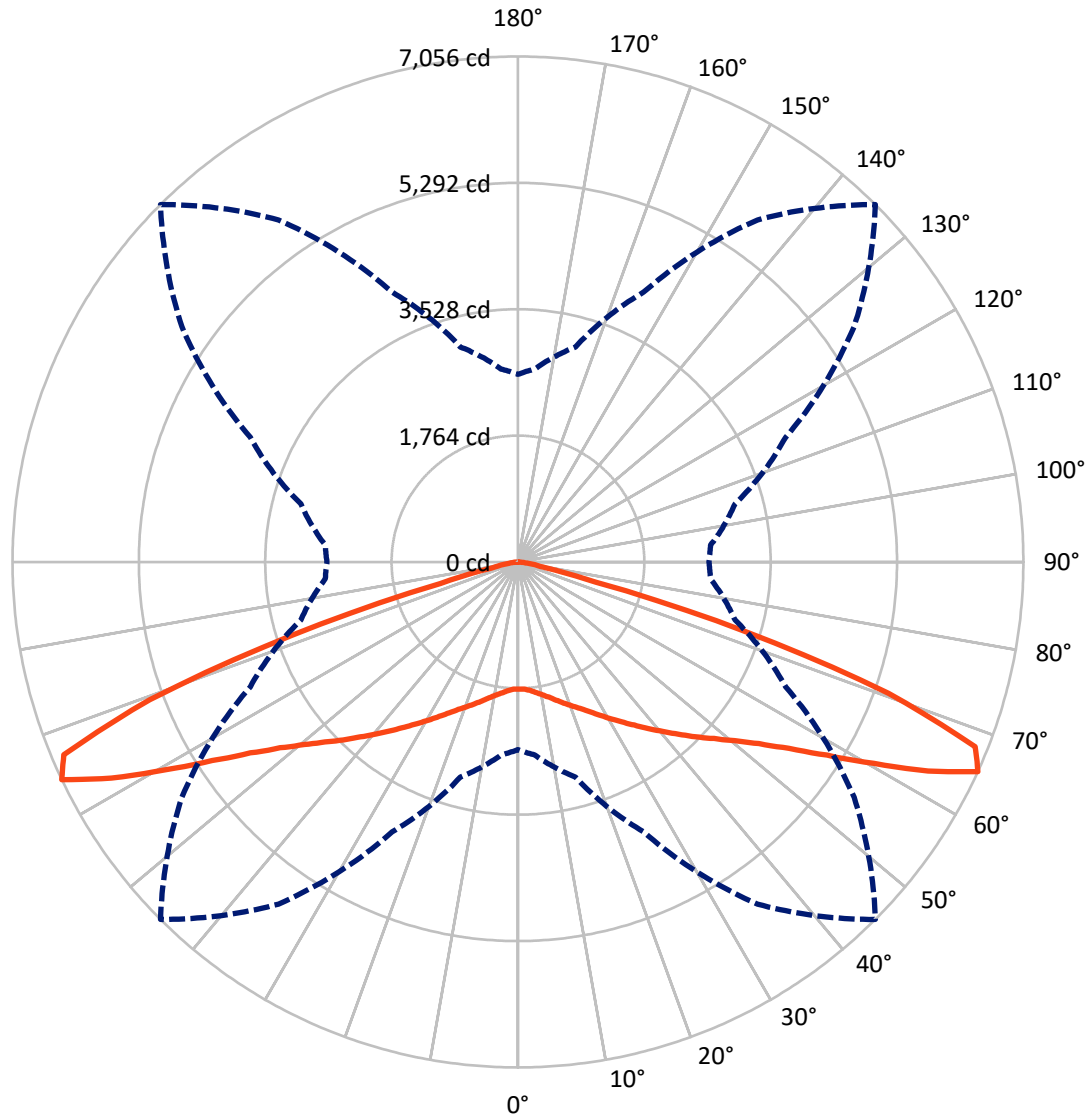
× Max cd  
 - - - 1/2 Max cd



Based on 25 foot mounting height. Maximum calculated value = 2.9 fc  
 Type V - Short - N/A

REPORT NUMBER: P947792  
CATALOG NUMBER: GALN-SB3A-750-U-5NQ

### Luminous Intensity Polar Plot



— Vertical Plane Through 45-Deg Lateral    - - - Horizontal Cone Through 65-Deg Vertical

REPORT NUMBER: P947792

CATALOG NUMBER: GALN-SB3A-750-U-5NQ

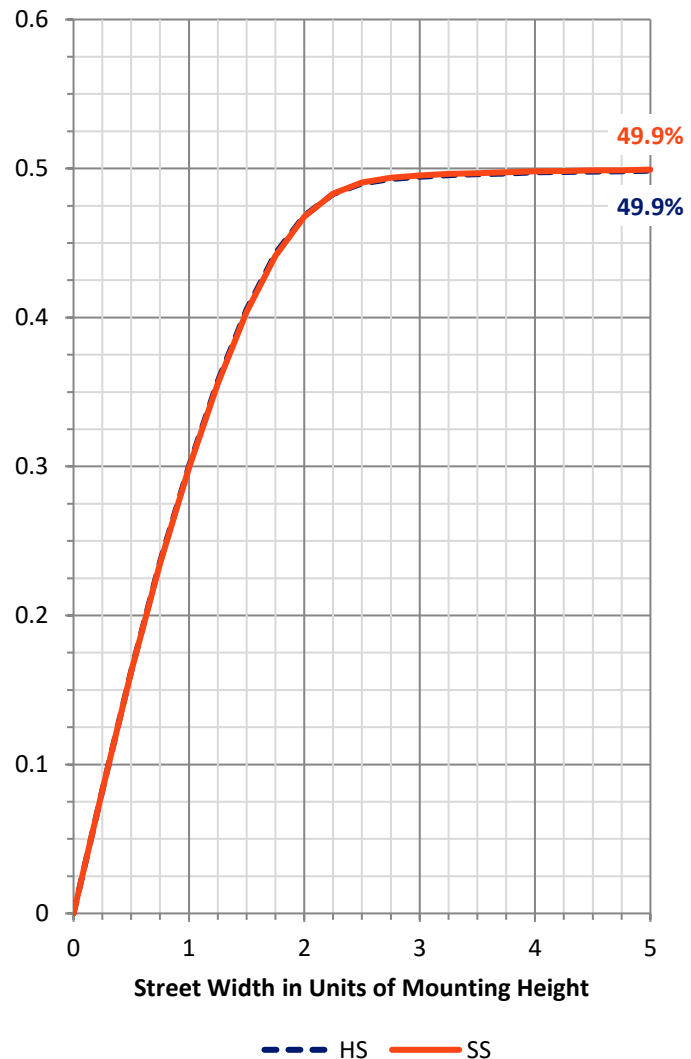
**FLUX DISTRIBUTION:**

		Downward	Upward	Total
<b>House Side</b>	Lumens	7460.5	0.0	7460.5
	% Fixture	50.0	0.0	50.0
<b>Street Side</b>	Lumens	7460.5	0.0	7460.5
	% Fixture	50.0	0.0	50.0
<b>Total</b>	Lumens	14921.0	0.0	14921.0
	% Fixture	100.0	0.0	100.0

**ZONAL LUMENS:**

Zone	Lumens	% Fixture
0°-10°	175.2	1.2
10°-20°	571.9	3.8
20°-30°	1079.7	7.2
30°-40°	1768.0	11.8
40°-50°	2741.3	18.4
50°-60°	4049.5	27.1
60°-70°	3854.7	25.8
70°-80°	622.0	4.2
80°-90°	58.6	0.4
90°-100°	0.0	0.0
100°-110°	0.0	0.0
110°-120°	0.0	0.0
120°-130°	0.0	0.0
130°-140°	0.0	0.0
140°-150°	0.0	0.0
150°-160°	0.0	0.0
160°-170°	0.0	0.0
170°-180°	0.0	0.0
0°-90°	14921.0	100.0
0°-180°	14921.0	100.0

**Coefficient of Utilization**



REPORT NUMBER: P947792

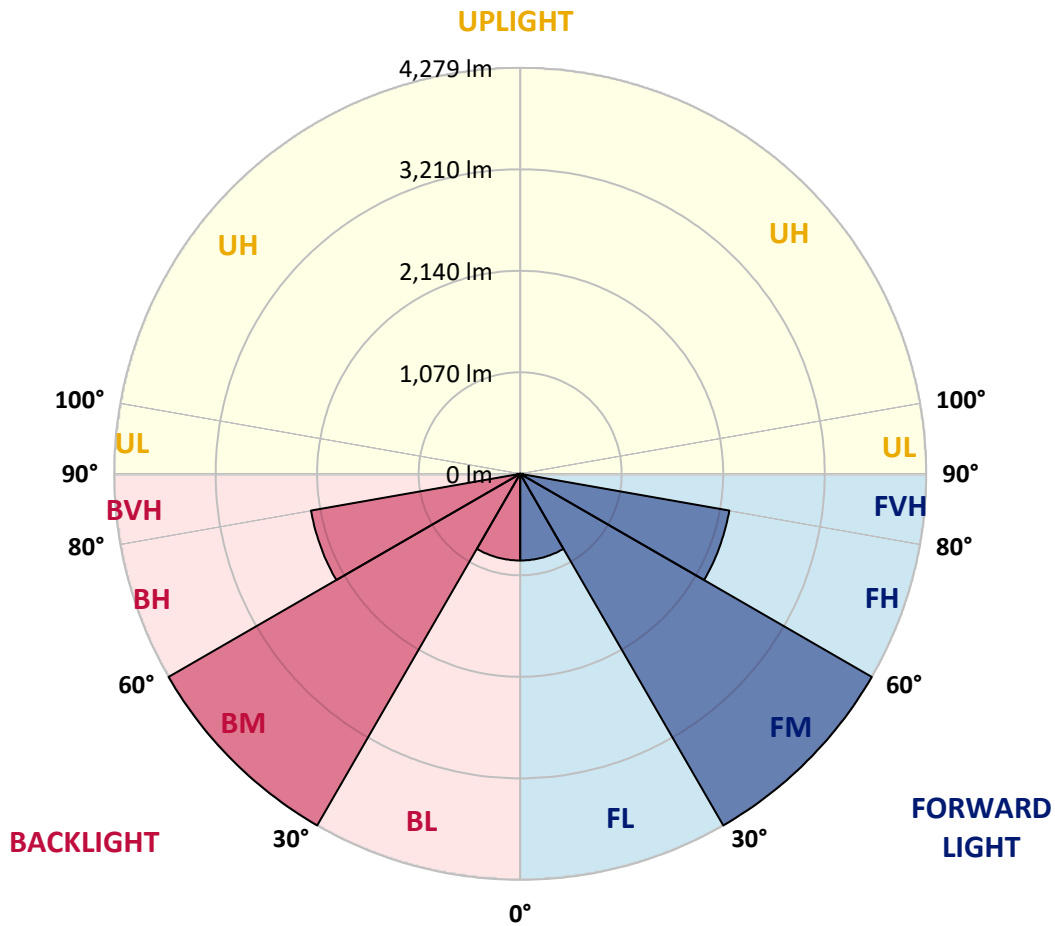
CATALOG NUMBER: GALN-SB3A-750-U-5NQ

**LUMINAIRE CLASSIFICATION SYSTEM LUMEN TABLE AND BUG RATING:**

Zone	Lumens	% Fixture	Zone Rating/Lumen Limit		
			B	U	G
FL (0°-30°)	913.4	6.1			
FM (30°-60°)	4279.4	28.7			
FH (60°-80°)	2238.4	15.0			G2/5000
FVH (80°-90°)	29.3	0.2			G1/100
BL (0°-30°)	913.4	6.1	B2/1000		
BM (30°-60°)	4279.4	28.7	B3/5000		
BH (60°-80°)	2238.4	15.0	B3/2500		G2/5000
BVH (80°-90°)	29.3	0.2			G1/100
UL (90°-100°)	0.0	0.0		U0/0	
UH (100°-180°)	0.0	0.0		U0/0	

**BUG Rating: B3-U0-G2**

Type V Short



REPORT NUMBER: P947792

CATALOG NUMBER: GALN-SB3A-750-U-5NQ

**CANDELA DISTRIBUTION (FULL):**

	0°	5°	15°	25°	35°	45°	55°	65°	75°	85°
0°	1775.7	1775.7	1775.7	1775.7	1775.7	1775.7	1775.7	1775.7	1775.7	1775.7
2.5°	1787.7	1781.7	1786.2	1782.5	1779.5	1776.5	1778.0	1783.2	1785.5	1786.2
5°	1811.7	1806.4	1808.7	1808.7	1803.4	1802.0	1802.7	1806.4	1810.9	1810.9
7.5°	1850.6	1845.4	1850.6	1847.6	1843.1	1841.6	1840.9	1843.9	1850.6	1850.6
10°	1897.8	1891.8	1894.8	1893.3	1888.0	1885.8	1885.0	1889.5	1895.5	1894.8
12.5°	1949.4	1942.7	1946.4	1941.9	1940.4	1938.2	1938.2	1937.5	1941.2	1938.2
15°	2007.1	2002.6	2004.1	2001.1	2003.3	2001.8	1995.8	1992.9	1994.3	1989.9
17.5°	2075.2	2064.7	2070.0	2068.5	2068.5	2071.5	2061.7	2058.0	2061.0	2056.5
20°	2153.8	2143.3	2145.6	2142.6	2138.8	2141.8	2129.8	2132.8	2135.1	2132.1
22.5°	2239.9	2226.4	2225.7	2227.2	2218.9	2219.7	2211.5	2218.9	2223.4	2215.2
25°	2328.2	2314.0	2323.7	2320.0	2309.5	2311.8	2305.8	2313.3	2317.0	2306.5
27.5°	2421.8	2412.1	2421.1	2423.3	2410.6	2419.6	2410.6	2417.3	2421.1	2405.3
30°	2531.1	2521.4	2529.6	2535.6	2520.6	2534.9	2527.4	2531.9	2532.6	2513.9
32.5°	2650.1	2635.2	2656.1	2659.1	2642.7	2659.9	2650.1	2656.1	2659.9	2634.4
35°	2795.4	2776.7	2800.6	2796.9	2782.7	2796.9	2787.9	2796.9	2805.9	2775.2
37.5°	2951.8	2932.4	2957.8	2951.1	2937.6	2947.4	2942.1	2948.1	2962.3	2929.4
40°	3124.0	3100.1	3134.5	3122.5	3109.8	3108.3	3111.3	3115.0	3133.8	3097.1
42.5°	3308.2	3282.7	3334.4	3315.7	3297.7	3285.7	3295.5	3303.0	3320.9	3279.7
45°	3518.6	3489.4	3556.7	3534.3	3505.8	3481.1	3496.8	3508.1	3534.3	3484.9
47.5°	3750.6	3717.7	3789.6	3782.8	3736.4	3682.5	3718.4	3750.6	3770.1	3710.2
50°	3977.5	3952.0	4046.3	4054.6	3997.7	3922.1	3972.2	4020.9	4026.1	3947.5
52.5°	4190.1	4164.6	4301.6	4353.3	4302.4	4212.5	4265.7	4315.1	4275.4	4173.6
55°	4360.0	4339.1	4513.5	4646.7	4664.0	4589.8	4621.3	4619.8	4489.5	4333.1
57.5°	4401.2	4398.2	4618.3	4900.5	5080.2	5089.2	5027.0	4868.3	4587.6	4377.2
60°	4214.0	4232.7	4535.2	5033.0	5512.2	5711.3	5442.5	4989.6	4476.1	4184.1
62.5°	3654.1	3703.5	4068.1	4871.3	5861.0	6427.0	5775.7	4805.5	4017.9	3636.8
65°	2618.7	2704.8	3107.6	4157.1	5829.6	7055.8	5727.8	4123.4	3137.5	2698.1
67.5°	1188.1	1275.7	1617.8	2846.3	5067.5	6885.1	5055.5	2876.2	1698.6	1280.2
70°	430.5	445.4	555.5	1139.4	3238.6	5486.0	3377.1	1147.6	590.7	474.6
72.5°	260.5	262.8	286.0	408.0	1125.2	3330.7	1173.1	421.5	292.0	259.0
75°	165.4	163.9	203.6	249.3	399.0	1123.7	418.5	249.3	202.9	184.9
77.5°	119.0	122.8	146.0	186.4	251.5	381.1	247.0	178.2	146.0	119.8
80°	89.1	91.3	106.3	145.2	176.7	237.3	157.2	131.8	110.0	74.9
82.5°	64.4	64.4	69.6	105.6	107.8	128.0	85.3	92.8	72.6	53.2
85°	38.2	37.4	43.4	62.9	56.1	47.2	38.9	56.9	45.7	32.9
87.5°	13.5	14.2	13.5	18.0	15.0	12.7	12.0	15.7	12.7	11.2
90°	0.0	0.0	0.0	0.0	0.0	0.0	0.0	0.0	0.0	0.0

(END C

90°
1775.7
1786.2
1810.9
1848.4
1893.3
1939.7
1990.6
2060.2
2138.8
2223.4
2318.5
2417.3
2525.1
2651.6
2793.9
2949.6
3109.1
3301.5
3510.3
3730.4
3957.3
4176.6
4338.3
4363.8
4149.7
3614.4
2665.9
1261.4
468.6
263.5
186.4
122.0
77.1
53.2
32.2
10.5
0.0

OF REPORT)